

Festive smash-ups

'Tis the
season
to be
creative



INTRO:

Let's try bringing together two everyday things to give birth to new magnificent, mind-boggling creations. The challenge is to merge features, functionalities, or even appearance to produce a whole new creation.

We're exploring a world where a pencil sharpener sprouts butterfly wings, a toaster doubles as a musical instrument, or a garden gnome becomes a superhero!

There are no rules here—only infinite possibilities. Let the sparks of creativity fly. Whether you create something hilarious, thought-provoking, or downright bizarre, explore the weird and wonderful world of smash-ups.

ACTIVITY:

On the following pages you'll find two things with a space in between. How can you combine these things to create something new?

Draw or write a description of your smash-up ideas. Think of as many as you can. Scribble your ideas down – don't try to make them perfect or polished. Try not to be too literal; think abstractly, but most of all, have fun.

THIS HELPS:

- Fuel idea chains and connections
- Think unconventionally
- Encourage iteration



The printable worksheet that accompanies this activity can be found on the next page.

Example:

'Tis the
season
to be
creative



Fir Tree




Reindeer

Print this worksheet to try this activity.


'Tis the
season
to be
creative



Gingerbread house



Smash up




Music

Print this worksheet to try this activity.

'Tis the
season
to be
creative



Stocking




Smash up




Snowman

Print this worksheet to try this activity.

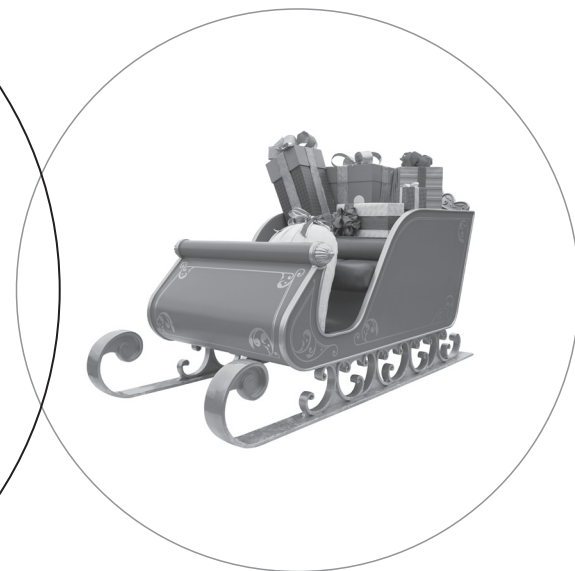
'Tis the
season
to be
creative



Plum pudding



Smash up



Sleigh

Print this worksheet to try this activity.